


P 615

Spare parts catalogue, Reservdelskatalog, Ersatzteilkatalog, Catalogue de pièces de rechange, Varaosaluettelo, Catalogue de piezas de recambio, Каталог запасных частей, Catalogo parti di ricambio, Reservedelskatalog, Catalogo de peças sobressalentes, Καταλόγος ανταλλακτικών, Reserveonderdelen-catalogus

P 615



Published By:
Alfa Laval Tumba AB
SE-147 80 Tumba, Sweden

Telephone: +46 8 530 650 00
Telefax: +46 8 530 310 40

© Alfa Laval Tumba AB 2009-01-07
This publication or any part there of may not be reproduced or transmitted by any process or means without prior written permission of Alfa Laval Tumba AB.

Contents

1	Read this first	5
	1.1 General information	6
	1.2 Translation list	9
2	Machine bottom part	12
	2.1 Oil filling device	14
	2.2 Brake	16
3	Separator bowl	18
4	Inlet and outlet device	20
5	Motor mounting assembly, 50/60 Hz	22
	5.1 Friction coupling, 50/60 Hz	24
	5.2 Belt tightener	26
6	Motor mounting assembly, NEMA standard	28
	6.1 Friction coupling, 60 Hz NEMA standard	30
7	Set of plates	32
8	Gravity disc	34
9	Vibration monitoring unit	36
10	Set of tools	38
11	Interlocking switch	40
12	Intermediate service kit	42
13	Major service kit	44

14 3-years service kit	46
15 Tool box	48
16 Cross reference list	50

1 Read this first



en

Check the machine unit number on the name-plate before using this catalogue

sv

Kontrollera maskinenhetens nummer på maskinskylden innan du använder katalogen

de

Das Typenschild - ein Hinweis zur korrekten Ersatzteilnummer

fr

La plaque de la machine, un guide pour trouver le numéro de pièce de rechange correct

es

La placa-marca de la máquina - guía del número correcto del repuesto

ru

Фирменная табличка машины — указатель правильного номера запасной части

it

La targhetta della macchina - guida al corretto numero dei ricambi

pt

La placa do fabricante da máquina - um guia do número correto das partes sobressalentes

fi

Konekilpi - opastin oikeaan varaosanumeroon

el

Η πινακίδα της μηχανής είναι ο οδηγός του σωστού ανταλλακτικού

nl

Het gegevensplaatje - een wegwijzer naar het juiste onderdeelnummer

da

Typeskiltet - en guide til det rette reservedelsnummer

1.1 General information

en

Safeguard your commitment to quality by always using genuine Alfa Laval spare parts.

Remember, Alfa Laval cannot accept responsibility for the failure of a separator equipped with non-original spare parts. We guarantee the quality and reliability of our products.

sv

Följ ditt kvalitetstänkande genom att endast använda Alfa Laval originalreservdelar.

Kom ihåg att Alfa Laval inte tar något ansvar för fel på en separator, som innehåller icke-originaldelar. Vi garanterar kvaliteten och driftsäkerheten endast hos våra egna produkter.

de

Aus Rücksicht auf Ihr Bestreben um beste Qualität sollten Sie nur Alfa Laval Originalersatzteile benutzen.

Vergessen Sie nicht, Alfa Laval kann keine Verantwortung für das Versagen eines Separators übernehmen, der nicht mit Originalersatzteilen versehen ist. Wir garantieren Qualität und Zuverlässigkeit unserer Produkte.

fr

Préservez la qualité de vos équipements en n'employant que des pièces de rechange Alfa Laval.

N'oubliez pas q'Alfa Laval décline toute responsabilité en cas de panne d'un séparateur non équipé de pièces de rechange d'origine. Nous garantissons la qualité et la fiabilité de nos produits.

es

Mantenga su compromiso con la calidad, al usar siempre piezas de repuesto Alfa Laval auténticas.

Recuerde que Alfa Laval no acepta responsabilidad por el fallo de una separadora equipada con piezas de repuesto no originales. Garantizamos la calidad y fiabilidad de nuestros productos.



ru

Гарантируйте надежность качества всегда используя подлинные запасные части фирмы Alfa Laval.

Запомните, что Alfa Laval не несет ответственности за повреждение сепаратора, оснащенного неподлинными запчастями. Мы гарантируем качество и надежность наших изделий.

it

Salvaguardate la vostra garanzia di qualità facendo sempre uso di parti di ricambio Alfa Laval autentiche.

Tenete presente che la Alfa Laval non può accettare responsabilità per avaria ad un separatore attrezzato con parti di ricambio non originali. Noi garantiamo la qualità l'affidabilità dei nostri prodotti.

pt

Proteja o seu cometimento a qualidade usando sempre peças sobressalentes genuínas Alfa Laval.

Não esqueça que Alfa Laval não aceita responsabilidade por falha de uma separadora equipada com peças sobressalentes não genuínas. Nós garantimos a qualidade e a confiança dos nossos produtos.

fi

Varmistakaa vastuunne laadusta käyttämällä aina alkuperäisiä Alfa Laval varaosia.

Muistakaa, Alfa Laval ei voi hyväksyä vastuuta ei-alkuperäisillä varaosilla varustetun separaattorin vaurioista. Me takaamme tuotteidemme laadun ja käyttövarmuuden.

el

Εξασφαλίστε υψηλή ποιότητα χρησιμοποιώντας μόνο γνήσια ανταλλακτικά της Alfa Laval.

Έχετε υπόψη ότι η Alfa Laval δεν αναλαμβάνει καμιά ευθύνη για βλάβες βουτυρομηχανής, στην οποία έχουν εφαρμοστεί μη γνήσια ανταλλακτικά. Εγγυόμαστε ποιότητα και καλή λειτουργία μόνο για τα δικά μας προϊόντα.



nl

Streef naar een zo hoog mogelijke kwaliteit en gebruik uitsluitend originele Alfa Laval reserveonderdelen. Streef naar een zo hoog mogelijke kwaliteit en gebruik uitsluitend originele Alfa Laval reserveonderdelen.

Vergeet niet dat Alfa Laval niet verantwoordelijk is voor een defecte separator die niet-originele onderdelen bevat. Wij garanderen de kwaliteit en betrouwbaarheid van onze eigen producten.

da

Hold Dem til den kvalitet, De har valgt at satse på, ved altid at anvende ægte Alfa Laval reservedele.

Husk, at Alfa Laval ikke kan påtage sig noget ansvar for fejl på en separator, som indeholder uoriginale dele. Vi kan kun garantere kvalitet og driftsikkerhed på vore egne produkter.



1.2 Translation list

Översättningslista
Übersetzungsliste
Liste de traduction
Lista de traducciones

en	sv	de	fr	es
Part no.	Reservdelsnummer	Teil-Nr.	Numéro de pièce	Pieza No.
Qty	Antal	Anzahl	Quantité	Cantidad
Description	Benämning	Bezeichnung	Dénomination	Descripción
Notes	Anmärkning	Anmerkungen	Remarques	Notas
Machine type	Maskintyp	Maschinentyp	Type de machine	Tipo de máquina
Product no.	Produktnr	Produktnummer	Numéro de produit	Número de producto
Machine unit description	Maskinblocksbenämning	Bezeichnung des Maschinenblocks	Dénomination de partie de machine	Descripción de sección de la máquina
Machine unit no.	Maskinblocksnr	Maschinenblock Nr.	Partie de machine n°	No. de sección de máquina
Subassembly description	Undergruppsbenämning	Bezeichnung der Untergruppe	Dénomination de sous-ensemble	Descripción de subconjunto
Subassembly no.	Undergruppsnr	Untergruppe Nr.	N° de sous-ensemble	Número de subconjunto
See page	Se sidan	Siehe Seite	Voir page	Véase la página
Fig. ref.	Figurhänvisning	Bildhinweise	Réf. de fig.	Referencia de figura
Product name	Produktnamn	Produktname	Nom du produit	Nombre del producto
Exchange necessitates rebalancing of bowl	Utbyte nödvändiggör ombalansering av kulan	Austausch erfordert Wiederauswuchtung der Trommel	Le remplacement nécessite le rééquilibrage du bol	El racmbio requiere el reequilibrado del rotor
See separate spare parts list	Se separat reservdelslista	Siehe separate Ersatzteilliste	Voir liste séparée des pièces de rechange	Véase la lista de piezas separada
Not delivered as spare part	Levereras ej som reservdel	Nicht als Ersatzteil geliefert	Non livré comme pièce de rechange	No se entrega como pieza de recambio

Словарь перевода
Lista traduzioni
Lista para tradução
Käännösluttelo

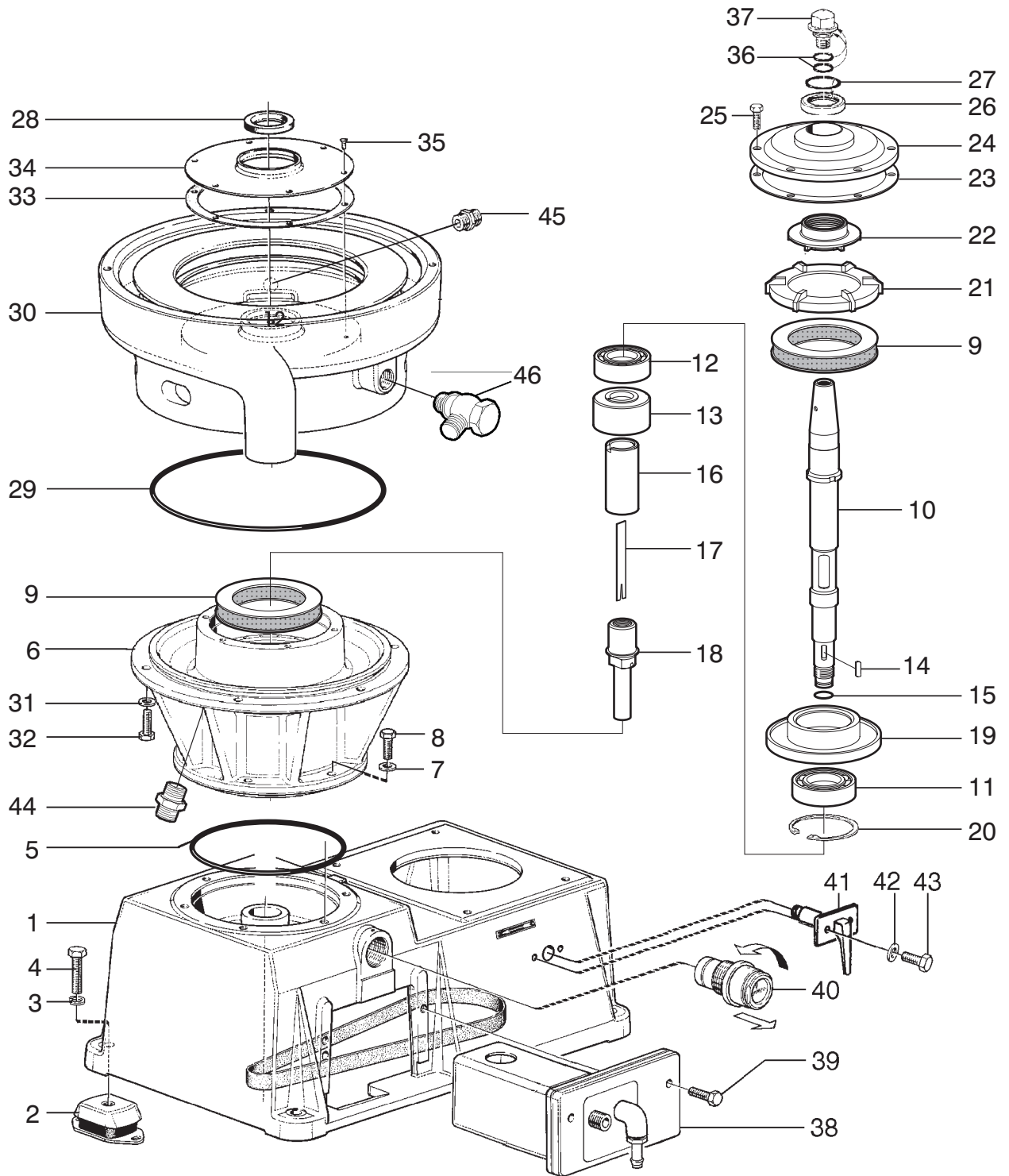
en	ru	it	pt	fi
Part no.	Деталь №	Nr. parte	Numero de peca	Varaosanumero
Qty	Кол—во	Quantita	Quantidade	Lukumäärä
Description	Наименование	Descrizione	Descricao	Nimitys
Notes	Примечания	Note	Notas	Huomautuksia
Machine type	Машина тнпа	Tipo macchina	Tipo de maquina	Konetyyppi
Product no.	Артикул №	Nr.prodotta	No. do produto	Tuotteen no
Machine unit description	Наименование блока машины	Descrizione unita macchina	Descricao da unidade da maquina	Koneenosan nimitys
Machine unit no.	Блок машины №	Nr. unita macchina	Numero de unidade da maquina	Koneenosan no
Subassembly description	Наименование группы	Descrizione sottogruppo	Descricao do subconjunto	Alaryhmän nimitys
Subassembly no.	Группа №	Nr. sottogruppo	Número de subconjunto	Alaryhmän no
See page	См. страницу	Vedi pagina	Véase la página	Ks sivu
Fig. ref.	Ссылка на эскиз	Rif. fig.	Referencia de figura	Kuvaviite
Product name	Наименование артикула	Nome prodotto	Nombre del producto	Tuotteen nimi
Exchange necessitates rebalancing of bowl	Замена требует балансировки барабана	La sostituzione comporta la equilibratura del tamburo	El racmbio requiere el reequilibrado del rotor	Vaihdettaessa kuula tasapainoitettava uudelleen
See separate spare parts list	См. отдельный перечень запасных частей	Vedi lista separata delle parti di ricambio	Véase la lista de piezas separada	Katso erillistä varaosaluettelo
Not delivered as spare part	Не поставлена вместе с запасными частями	Non fornito come parte di ricambio	No se entrega como pieza de recambio	Ei toimiteta varaosana

ΓΛΩΣΣΑΡΙ
Vertaallijst
Oversættelsesliste

en	el	nl	da
Part no.	Αριθμός ανταλλακτικού	Onderdeelnr.	Reservedelsnummer
Qty	Σύνολο	Hoeveelheid	Antal
Description	Περιγραφή	Beschrijving	Betegnelse
Notes	Παρατηρήσεις	Opmerkingen	Bemaerkninger
Machine type	Τύπος μηχανήματος	Machinetype	Maskintype
Product no.	Αριθμός προϊόντος	Produktnr.	Produktnr.
Machine unit description	Περιγραφή συγκροτήματος μηχανής	Machineblokbenaming	Maskinbetegnelse
Machine unit no.	Αριθμός συγκροτήματος μηχανής	Machineblokbenaming	Maskinnr.
Subassembly description	Περιγραφή υποσυγκροτήματος	Subgroepbenaming	Undergruppsbetegnelse
Subassembly no.	Αριθμός υποσυγκροτήματος	Subgroepnr.	Undergruppenr.
See page	Βλέπε σελίδα	Zie blz.	Se side
Fig. ref.	Παραπομπή σε εικόνα	Afb. ref.	Figurhenvisning
Product name	Ονομασία προϊόντος	Produktnaam	Produktnavn
Exchange necessitates rebalancing of bowl	Ανταλλαγή απαιτεί επαναρρύθμιση ισορροπίας του τύμπανου	Vervanging vereist herbalanceren van de kogel	Udskriftning kraever afbalcering af kuglen
See separate spare parts list	Βλέπε ειδική λίστα ανταλλακτικών	Vervanging vereist van de kogel	Se spaat reservedelsliste
Not delivered as spare part	Δεν παραδίδεται ως ανταλλακτικό	Niet geleverd als reserveonderdeel	Levereres ikke som reservedel

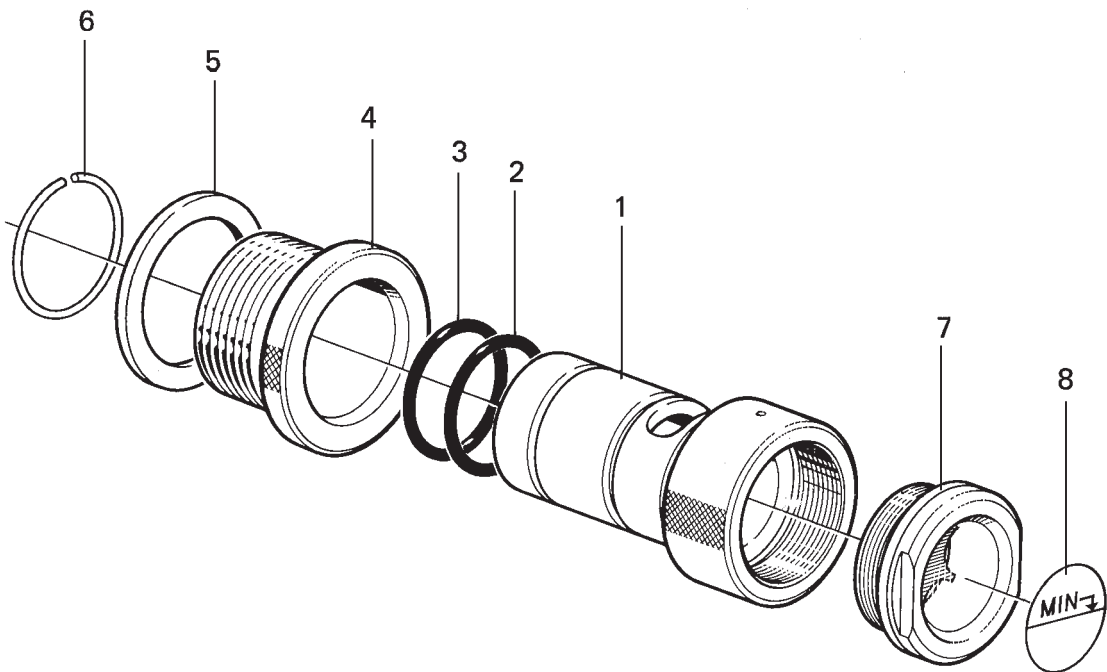
2 Machine bottom part

Ref	Part No	Description	Machine unit number or Subassembly description 565390-			Notes
			-01	Quantity		
1	548010 03	Frame bottom part	1			
2	545892 01	Frame foot	4			
3	223107 35	Spring washer	4			
4	221045 29	Screw	4			
5	223412 38	O-ring	1			
6	548012 02	Frame intermediate part	1			
7	548152 03	Washer	6			
8	221040 05	Screw	6			
9	543619 80	Rubber buffer	2			
10	560757 01	Bowl spindle	1			
11	548051 05	Ball bearing	1			
12	37535	Ball bearing	1			
13	545601 80	Oil pump	1			
14	223610 07	Flat key	1			
15	223403 16	O-ring	1			
16	560763 01	Belt pulley	1			
17	545597 01	Wing	1			
18	560767 80	Pump sleeve	1			
19	543609 02	Ball bearing holder	1			
20	223642 36	Snap ring	1			
21	545620 02	Buffer holder	1			
22	544203 02	Fan	1			
23	543612 01	Gasket	1			
24	543613 02	Top bearing cover	1			
25	221035 02	Screw	6			
26	544337 02	Deflector ring	1			
27	223406 29	O-ring	1			
28	73547	Seal ring	1			
29	223412 49	O-ring	1			
30	566279 01	Frame top part	1			
31	548152 03	Washer	6			
32	221040 05	Screw	6			
33	543662 02	Gasket	1			
34	543645 01	Screen	1			
35	260244 01	Screw	6			
36	223404 82	O-ring	2			
37	546057 02	Cap nut	1			
38	560985 80	Water container	1			
39	221040 41	Screw	2			
40	545831 80	Oil filling device	1			
41	548046 80	Brake	1			See page 14
42	548152 03	Washer	2			See page 16
43	221040 05	Screw	2			
44	526337 06	Reducing hexagon nipple	1			
45	543953 05	Nipple	1			
46	565393 01	Hose nipple	1			



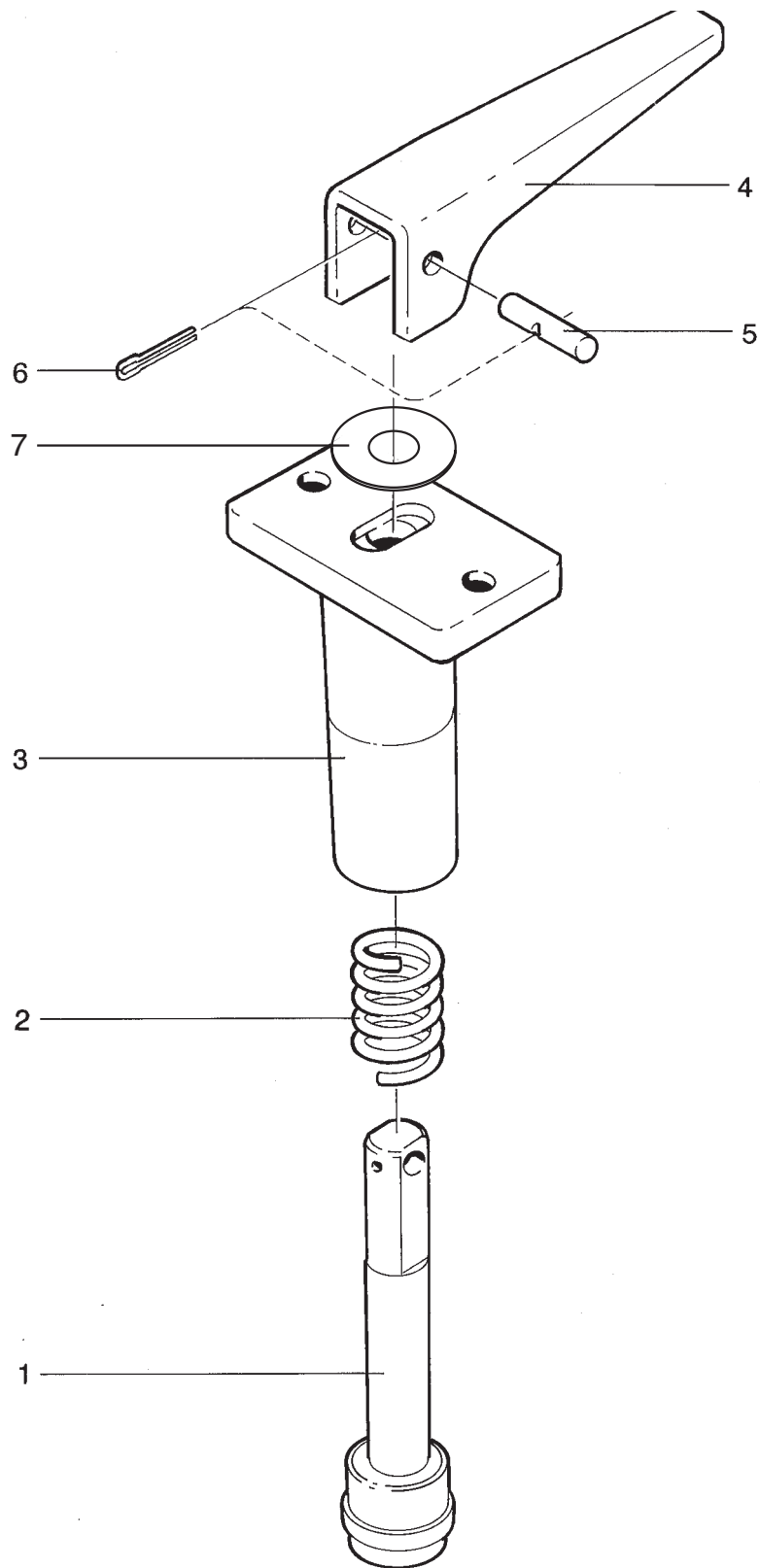
2.1 Oil filling device

Ref	Part No	Description	Machine unit number or Subassembly description				Notes
			-80	545831-	Quantity		
1	545817 01	Sleeve	1				
2	223406 27	O-ring	1				
3	223406 27	O-ring	1				
4	544024 01	Nipple	1				
5	542392 02	Seal ring	1				
6	545818 01	Round wire retaining ring	1				
7	545819 01	Oil glass	1				
8	545832 01	Plate	1				



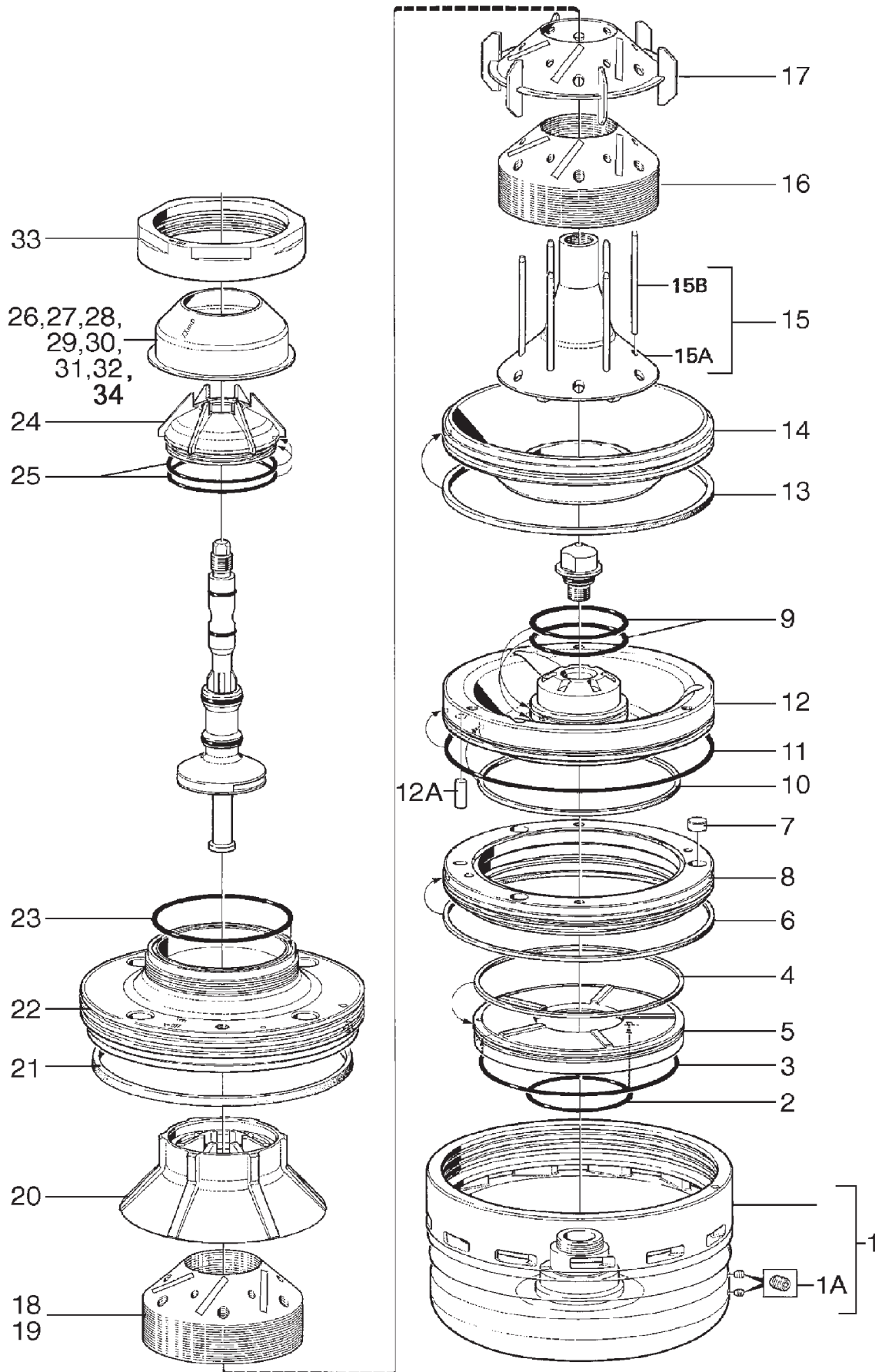
2.2 Brake

Ref	Part No	Description	Machine unit number or Subassembly description				Notes
			-80	548046-	Quantity		
1	548047 80	Spindle	1				
2	32652	Spring	1				
3	548049 02	Adapter	1				
4	553159 02	Handle	1				
5	222137 10	Cylindrical pin	1				
6	222210 21	Split pin	1				
7	567616 01	Plain washer	1				



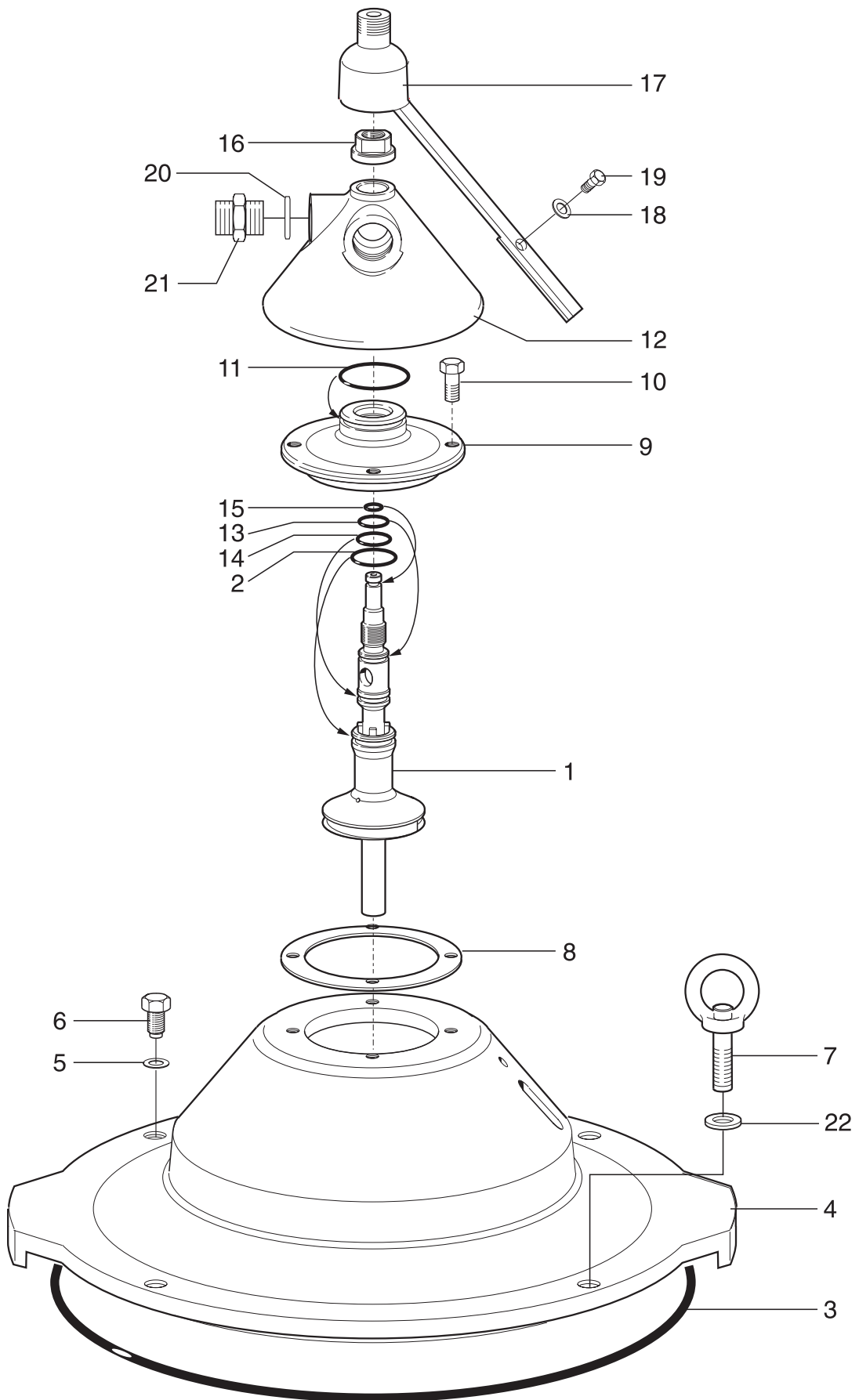
3 Separator bowl

Ref	Part No	Description	Machine unit number or Subassembly description 561137-			Notes
			-02	Quantity		
1	561072 81	Bowl body	1			
1A	545869 01	Nozzle Ø 1,2 mm	2			
2	223406 35	O-ring	1			
3	68011	O-ring	1			
4	545800 02	Rectangular ring	1			
5	545655 02	Distributing ring lower	1			
6	545800 03	Rectangular ring	1			
7	545871 01	Valve plug	3			
8	545654 02	Operating slide	1			
9	260104 91	O-ring	2			
10	545800 01	Rectangular ring	1			
11	73632	O-ring	1			
12	561104 81	Distributing ring upper	1			Aluminum Bronze
12	561104 83	Distributing ring upper	1			Stainless steel
12A	222111 95	Cylindrical pin	1			
13	543446 03	Rectangular ring	1			
14	544392 01	Sliding bowl bottom	1			
15	545657 81	Distributor	1			
15A	545683 01	Distributor	1			
15B	543590 07	Parallel pin	6			
16	575193 80	Bowl disc, caulks 0,5 mm	42			
17	575365 80	Wing insert	1			
18	575193 80	Bowl disc, caulks 0,5 mm	41			
19	575193 80	Bowl disc, caulks 0,5 mm	2			
20	544924 01	Top disc	1			
21	541691 02	Seal ring	1			
22	544391 01	Bowl hood	1			
23	223406 22	O-ring	1			
24	545797 02	Paring chamber cover	1			
25	223406 14	O-ring	2			
26	560916 01	Gravity disc Ø 50,5 mm	1			
27	560916 02	Gravity disc Ø 52 mm	1			Alternative
28	560916 03	Gravity disc Ø 54 mm	1			Alternative
29	560916 04	Gravity disc Ø 57 mm	1			Alternative
30	560916 05	Gravity disc Ø 61 mm	1			Alternative
31	560916 06	Gravity disc Ø 66 mm	1			Alternative
32	560916 07	Gravity disc Ø 73 mm	1			Alternative
33	561000 02	Lock ring	1			
34	560916 08	Gravity disc Ø 49,3 mm	1			Alternative



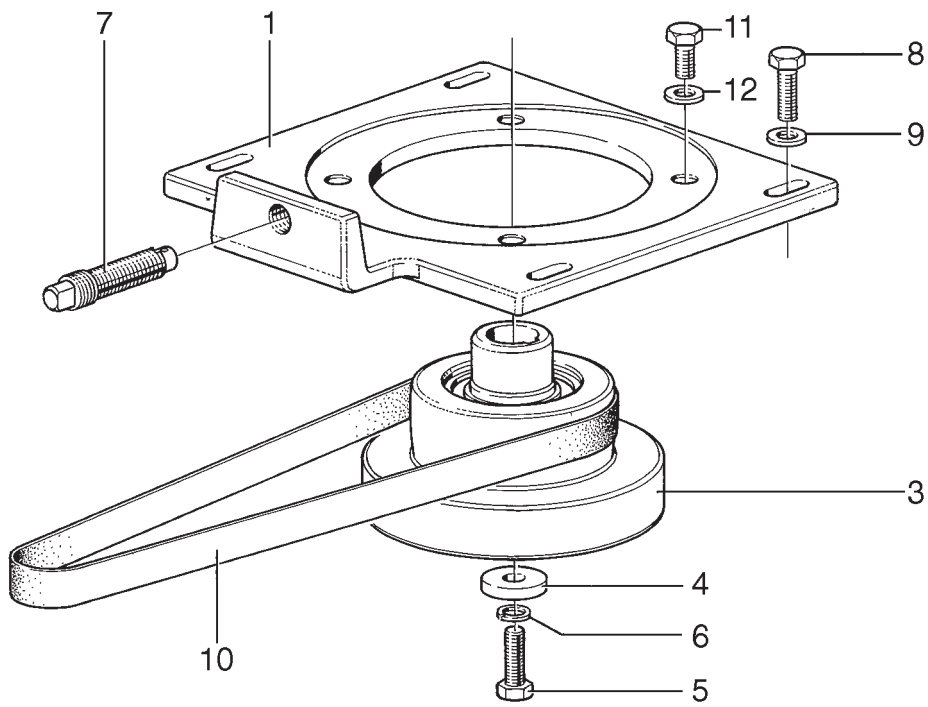
4 Inlet and outlet device

Ref	Part No	Description	Machine unit number or Subassembly description 561313-				Notes
			-01	Quantity			
1	561272 81	Inlet pipe with paring disc	1				
2	74067	O-ring	1				
3	223412 54	O-ring	1				
4	561261 02	Frame hood	1				
5	548152 03	Washer	2				
6	221040 05	Screw	2				
7	546157 80	Lifting eye	2				
8	561307 01	Height adjusting ring	3				
9	561013 02	Support ring	1				
10	221035 06	Screw	4				
11	223406 29	O-ring	1				
12	561297 02	Connecting housing	1				
13	223404 20	O-ring	1				
14	223404 22	O-ring	1				
15	223404 10	O-ring	1				
16	559266 01	Nut	1				
17	561271 80	Safety device	1				
18	70560	Washer	1				
19	221035 06	Screw	1				
20	552766 08	Washer	2				
21	562596 01	Nipple	2				
22	548152 04	Washer	2				



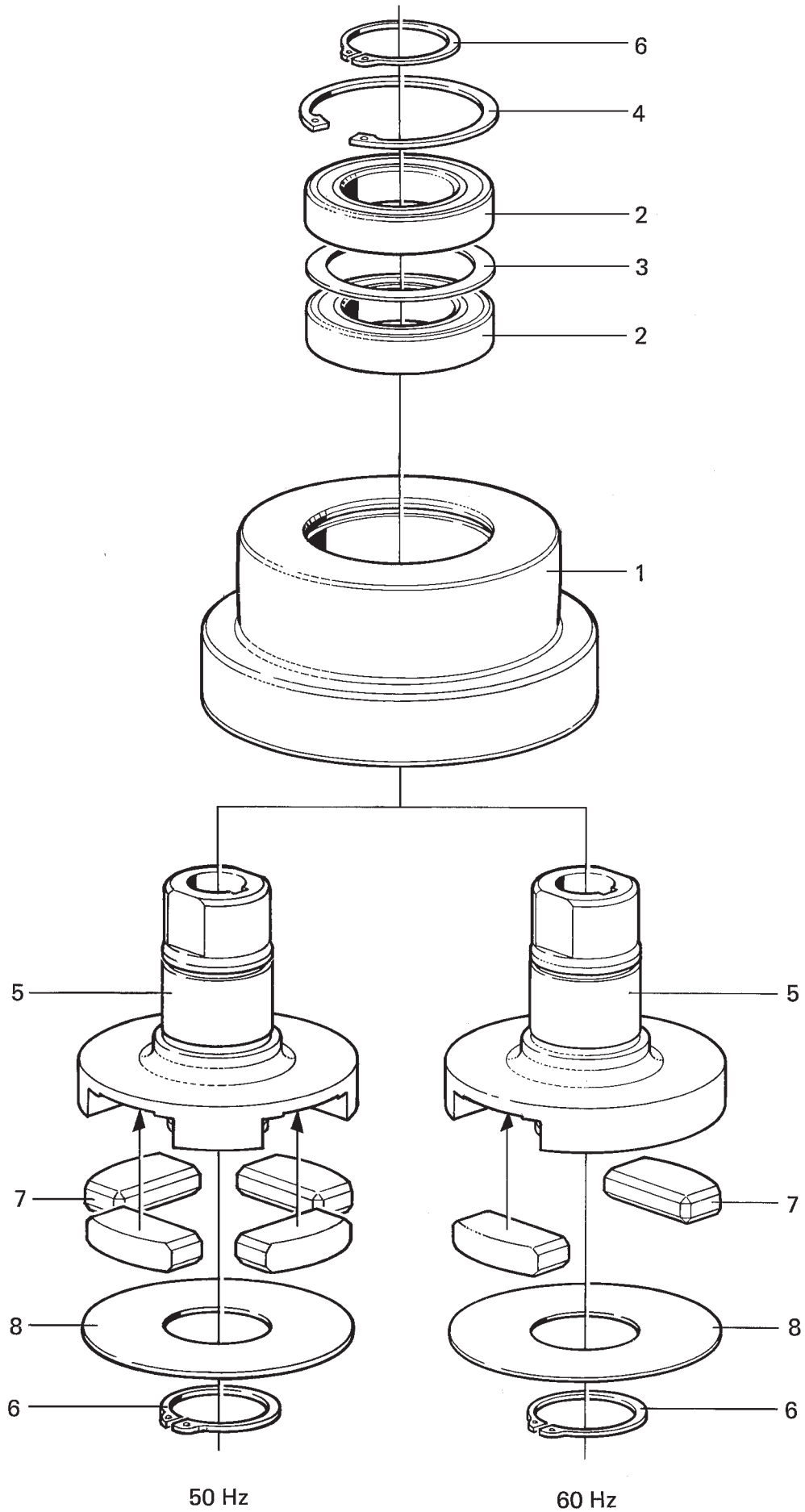
5 Motor mounting assembly, 50/60 Hz

Ref	Part No	Description	Machine unit number or Subassembly description		Notes
			547255- -07 -08		
			Quantity		
			↓	↓	
1	545783 02	50 Hz 60 Hz Motor adapter	1	1	
3	544575 82	Friction coupling, 50/60 Hz	1		See page 24
3	544575 83	Friction coupling, 50/60 Hz		1	See page 24
4	543669 02	Washer	1	1	
5	221040 56	Screw	1	1	
6	223107 06	Spring washer	1	1	
7	545856 80	Belt tightener	1	1	See page 26
8	221040 05	Screw	4	4	
9	548152 03	Washer	4	4	
10	260169 22	Flat belt	1		
10	260169 23	Flat belt		1	
11	221045 06	Screw	4	4	
12	548152 04	Washer	4	4	



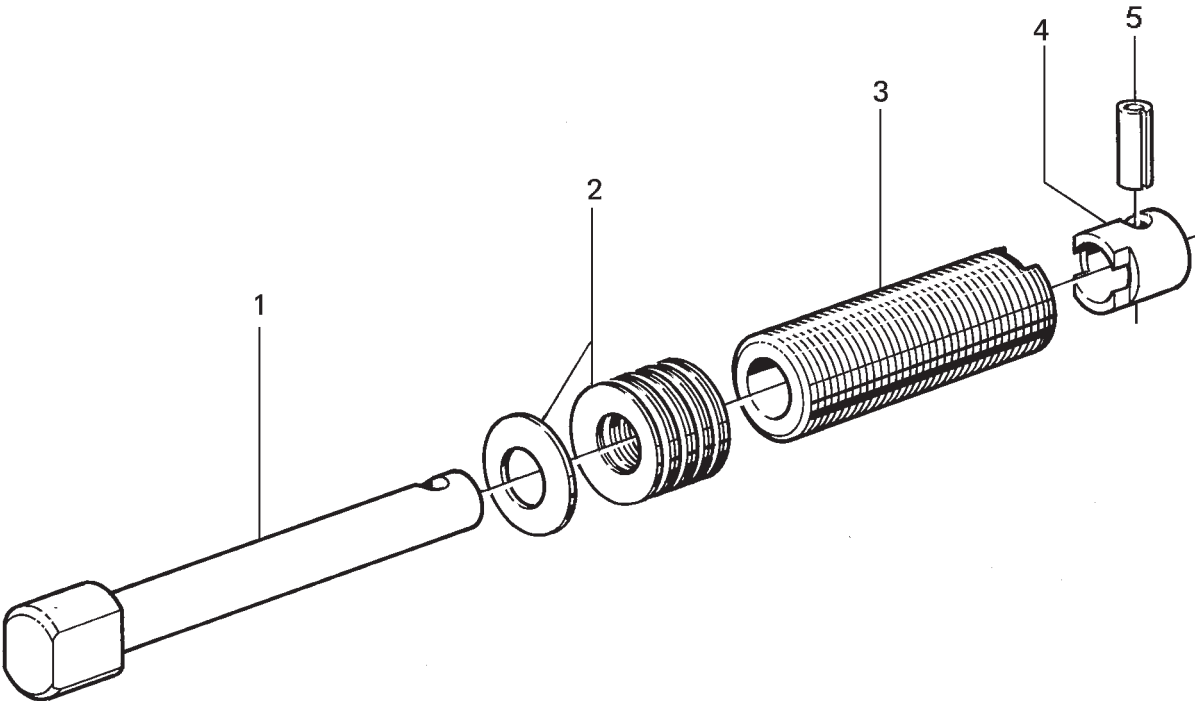
5.1 Friction coupling, 50/60 Hz

Ref	Part No	Description	Machine unit number or Subassembly description		Notes
			-82	-83	
		50 Hz	Quantity		
		60 Hz	↓	↓	
1	543858 02	Belt pulley	1	1	
1	543858 04	Belt pulley	1	1	
2	233211 66	Ball bearing	2	2	
3	542986 04	Washer	1	1	
4	223642 34	Snap ring	1	1	
5	544058 03	Coupling nave	1	1	
5	546915 03	Coupling nave	1	1	
6	223641 17	Snap ring	2	2	
7	544060 01	Friction element	4	2	
8	543857 01	Cover	1	1	



5.2 Belt tightener

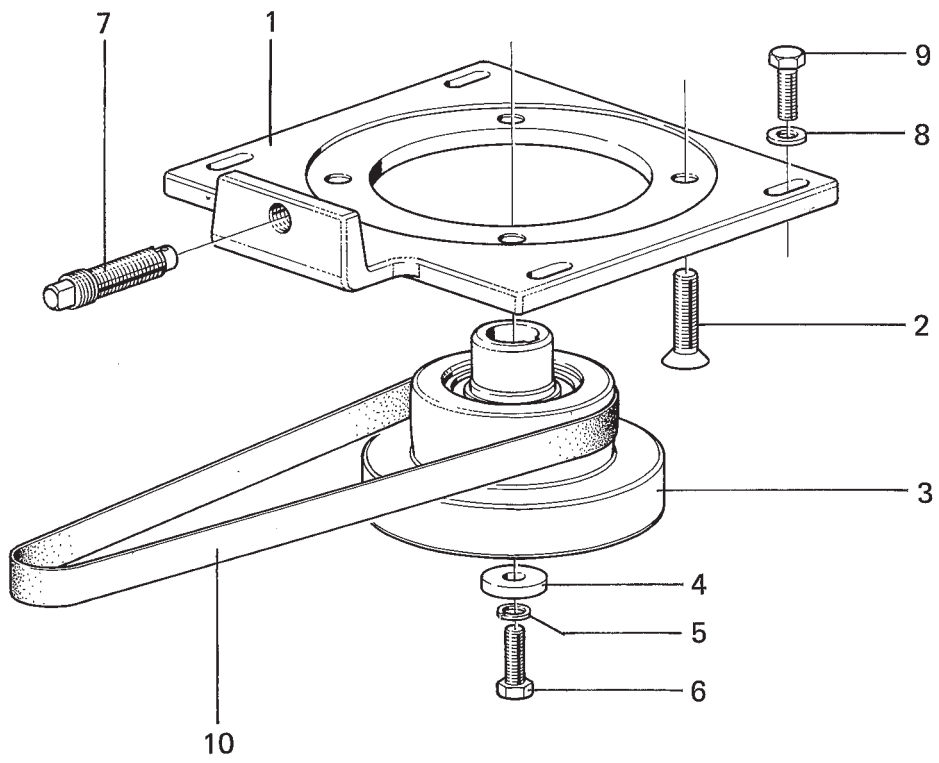
Ref	Part No	Description	Machine unit number or Subassembly description		Notes
			-80	-81	
		50/60 Hz NEMA standard	Quantity		
			↓	↓	
1	545848 01	Shaft	1	1	
1	545848 02	Shaft			
2	226314 11	Spring	10	10	
3	545853 01	Sleeve	1		
3	545853 02	Sleeve		1	
4	546562 01	Conveyor	1	1	
5	222119 51	Tubular spring pin	1	1	



6 Motor mounting assembly, NEMA standard

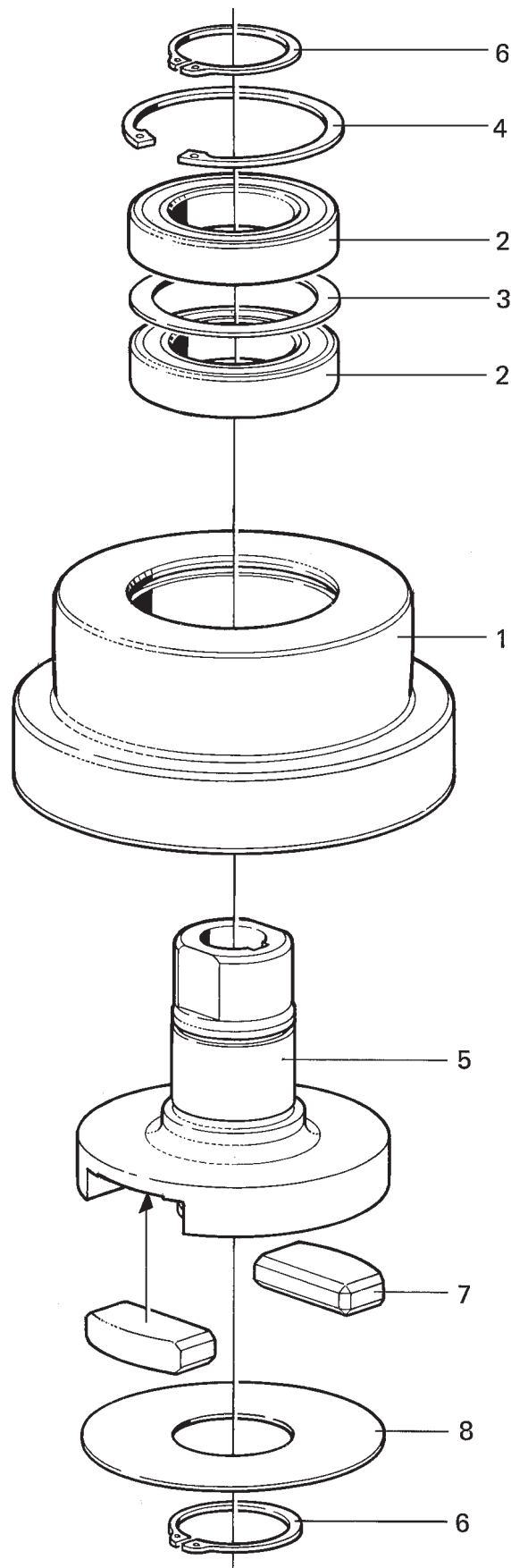
60 Hz NEMA standard (type 182TC "C-flange")

Ref	Part No	Description	Machine unit number or Subassembly description				Notes
			-01	547255-			
			Quantity				
1	547251 02	Motor adapter	1				
2	547260 01	Screw	4				
3	544575 84	Friction coupling, 60 Hz NEMA standard	1				See page 30
4	543669 02	Washer	1				
5	223107 06	Spring washer	1				
6	221040 05	Screw	1				
7	545856 81	Belt tightener	1				See page 26
8	41456	Washer	4				
9	221040 05	Screw	4				
10	260169 23	Flat belt	1				



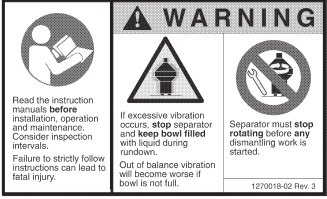
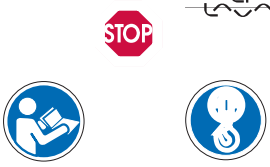

6.1 Friction coupling, 60 Hz NEMA standard

Ref	Part No	Description	Machine unit number or Subassembly description				Notes
			-84	544575-	Quantity		
1	543858 02	Belt pulley	1				
2	233211 66	Ball bearing	2				
3	542986 04	Washer	1				
4	223642 34	Snap ring	1				
5	544058 04	Coupling hub	1				
6	223641 17	Snap ring	2				
7	544060 01	Friction element	2				
8	543857 01	Cover	1				



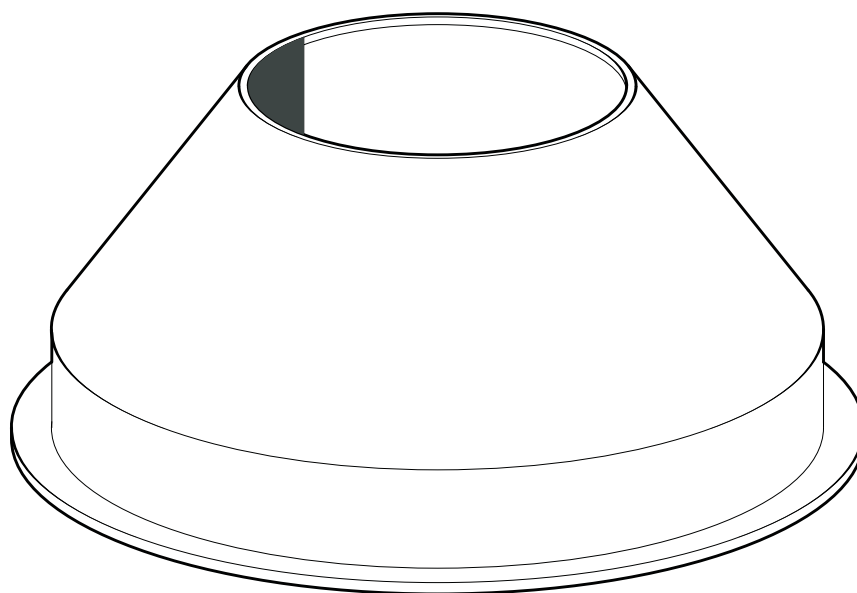
7 Set of plates

Ref	Part No	Description	Machine unit number or Subassembly description				Notes
			549572-				
			-44	Quantity			
3	1270320	Set of safety labels	1				
3A	1270020 01	Safety label sv	1				
3B	1270020 02	Safety label en	1				
3C	1270020 03	Safety label de	1				
3D	1270020 04	Safety label fr	1				
3E	1270020 05	Safety label es	1				
3F	1270020 06	Safety label ru	1				
3G	1270020 07	Safety label it	1				
3H	1270020 08	Safety label pt	1				
3I	1270020 09	Safety label pl	1				
3J	1270020 10	Safety label el	1				
3K	1270020 11	Safety label fi	1				
3L	1270020 12	Safety label zh	1				
3M	1270020 13	Safety label da	1				
3N	1270020 14	Safety label ar	1				
3O	1270020 15	Safety label nl	1				
3P	1270020 16	Safety label cs	1				
3Q	1270020 17	Safety label ja	1				
3R	1270020 18	Safety label ko	1				
3S	1270020 19	Safety label no	1				
6	553171 01	Label 50 Hz	1				
6	553272 01	Label 60 Hz	1				
7	1270001	Lifting instruction	1				
8	554214 02	Cable tie	1				

1	2	<p>3,3A-S</p>  <p>Read the instruction manuals before installation, operation and maintenance. Consider inspection intervals. Failure to strictly follow instructions can lead to fatal injury.</p> <p>If excessive vibration occurs: stop separator and keep bowl filled with liquid during run-down. Out of balance vibration will become worse if bowl is not full.</p> <p>Separator must stop rotating before any dismantling work is started.</p> <p>1270018-02 Rev. 3</p>
4	5	<p>6</p> <div style="border: 1px solid black; padding: 5px; display: inline-block;">50 Hz</div> <div style="border: 1px solid black; padding: 5px; display: inline-block; margin-left: 20px;">60 Hz</div>
<p>7</p>  <p>1. Read instruction manual before filling.</p> <p>2. Lire le manuel d'instructions avant de lever le séparateur.</p> <p>Vor dem Heben immer erst Anleitungen im Handbuch lesen!</p> <p>Prima di sollevare il separatore, leggere il manuale di istruzioni.</p> <p>Lea el manual de instrucciones antes de levantar la separadora.</p> <p>Öoöodimdyakim nokrahq qe hloqitrah</p> <p>我ひ出す前に取扱書をお読みなさい。</p> <p>Lue käyttöohjeet ennen nostamista.</p> <p>Дочитайте до конца книгу, прежде чем начать работу.</p> <p>Las instrucciones manuales, inden separatoren løftes op.</p> <p>Art. No. 1270001 Rev. 2</p>	<p>8</p> 	

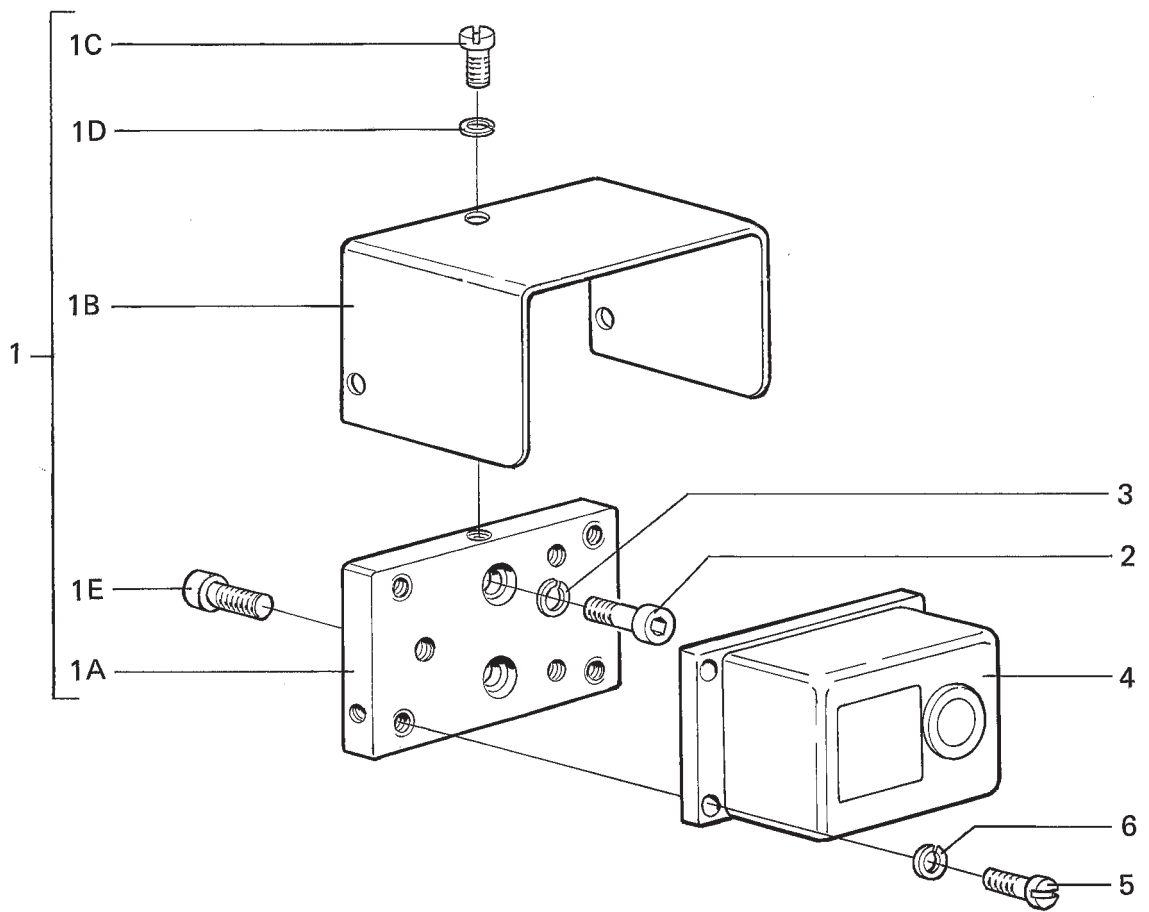
8 Gravity disc

Ref	Part No	Description	Machine unit number or Subassembly description 560915- -02	Notes					
	560915 02	Gravity disc for clarification	<table border="1"> <tr> <td data-bbox="746 409 798 459">1</td> <td data-bbox="798 409 837 459">Quantity</td> <td data-bbox="837 409 877 459"></td> <td data-bbox="877 409 917 459"></td> <td data-bbox="917 409 997 459"></td> </tr> </table>	1	Quantity				
1	Quantity								





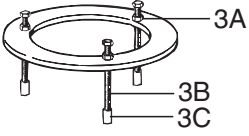
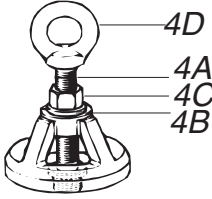



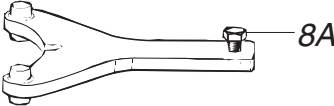





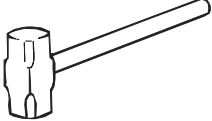


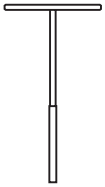
9 Vibration monitoring unit

Ref	Part No	Description	Machine unit number or Subassembly description				Notes
			-82	536498-			
			Quantity				
1	536469 80	Support	1				
1A	536470 01	Plate	1				
1B	536471 01	Cap	1				
1C	221135 11	Screw	3				
1D	70915	Spring washer	3				
1E	221716 01	Screw	3				
2	221726 01	Screw	2				
3	223107 35	Spring washer	2				
4	530307 01	Vibration switch	1				
5	221711 13	Screw	4				
6	223107 34	Spring washer	4				



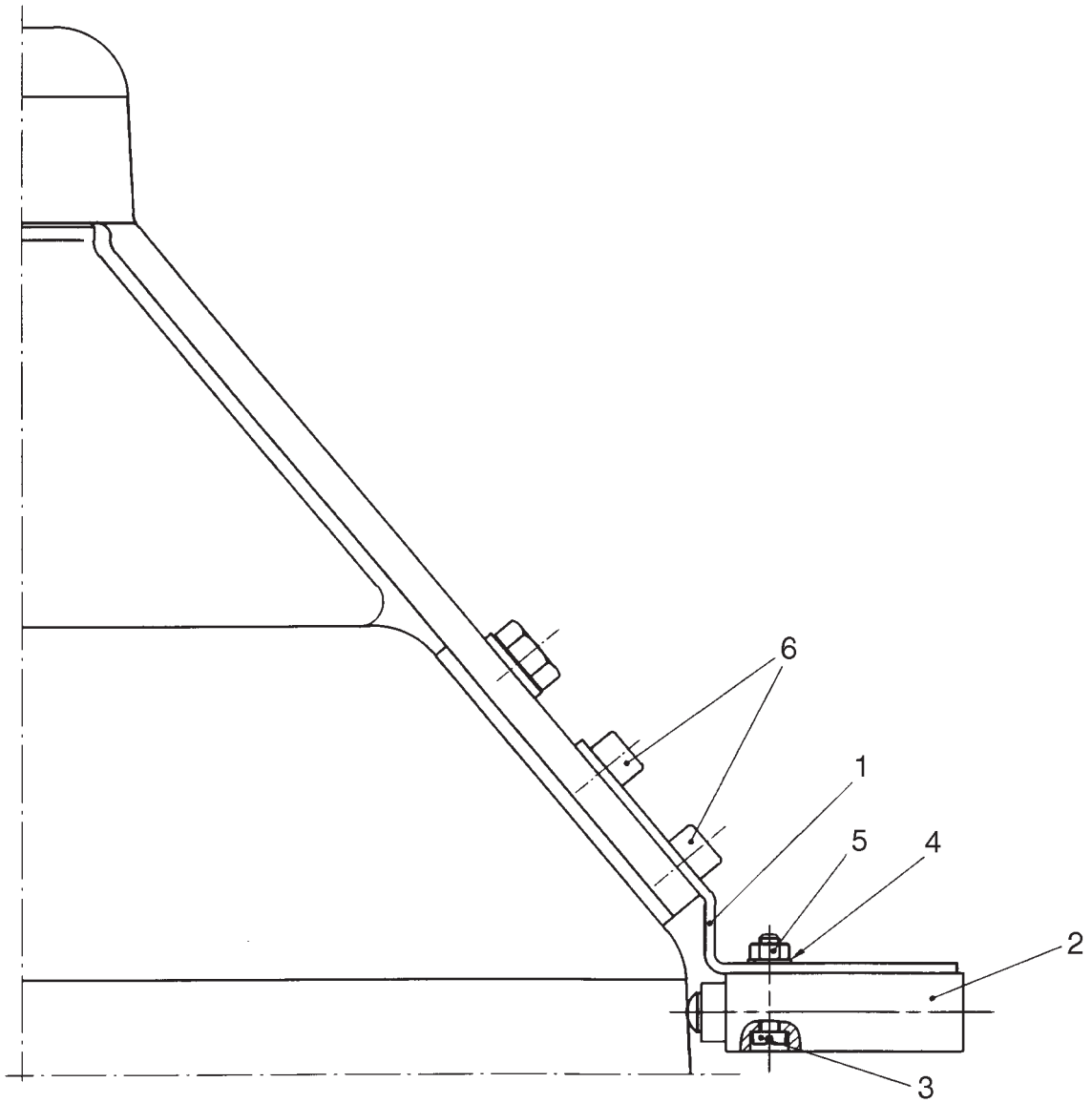
10 Set of tools

Ref	Part No	Description	Machine unit number or Subassembly description			Notes
			-09	546166-		
			Quantity			
1	545840 80	Puller and lifting tool	1			Bowl body
2	545841 80	Puller and lifting tool	1			Sliding bowl bottom
3	546293 80	Puller	1			Distributing ring upper
3A	27345	Nut	3			
3B	221035 60	Screw	3			
3C	546222 01	Hose	3			
4	548806 80	Compression tool	1			Disc stack
5	221035 60	Screw	2			Operating slide/ Distributing ring
6	545844 81	Mounting and dismounting tool	1			Friction coupling
7	544555 01	Mounting tool	1			Ball bearing
8	545867 80	Spanner for bowl hood	1			Bowl hood
8A	221040 04	Screw	1			
9	545837 02	Spanner for lock ring	1			Lock ring
10	527355 03	Hexagon socket head key	1			Nozzle
11	527380 07	Spanners double	1			
12	526378 19	Open-ended spanner	1			
13	527380 08	Open-ended spanner	1			
14	589035 01	Brass hammer	1			
15	527380 06	Open-ended spanner	1			
16	561624 80	Driving off tool	1			Ball bearing
17	561628 80	Cleaning cutter	1			Bowl spindle
99	588071	Exploded view	1			

<p>1</p> 	<p>2</p> 	<p>3</p> 
<p>4</p> 	<p>5</p> 	<p>6</p> 
<p>7</p> 	<p>8</p> 	<p>9</p> 
<p>10</p> 	<p>11</p> 	<p>12</p> 
<p>13</p> 	<p>14</p> 	<p>15</p> 
<p>16</p> 	<p>17</p> 	

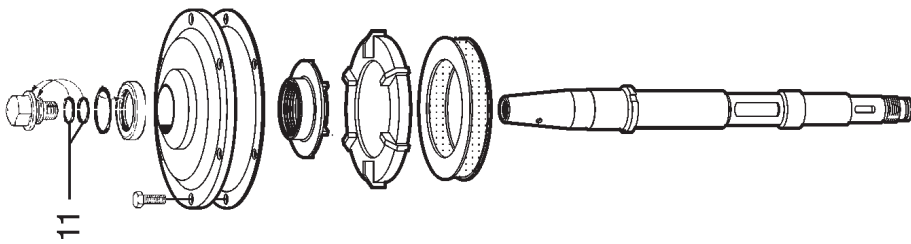
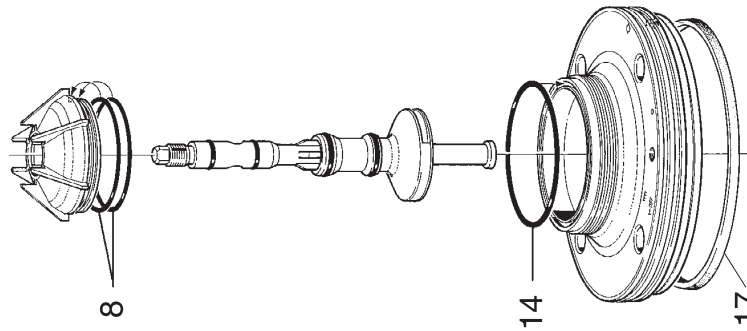
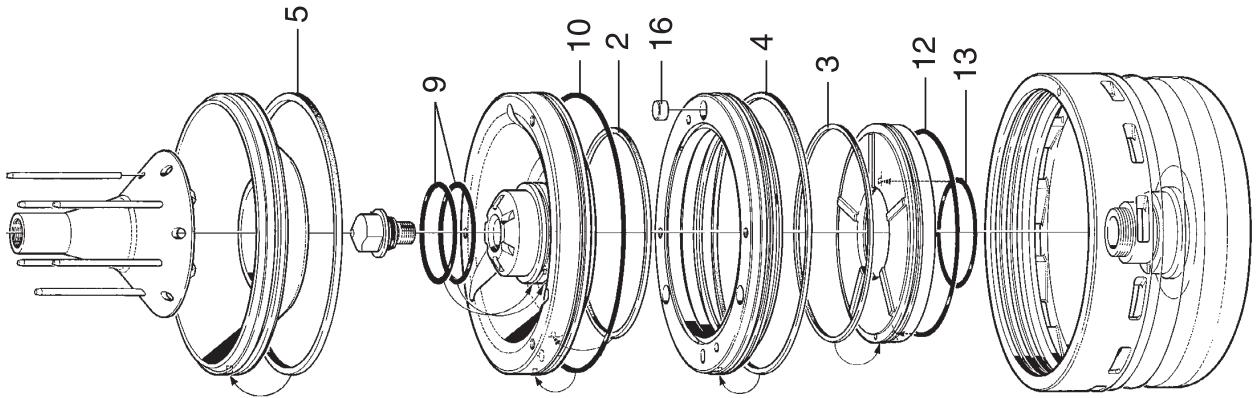
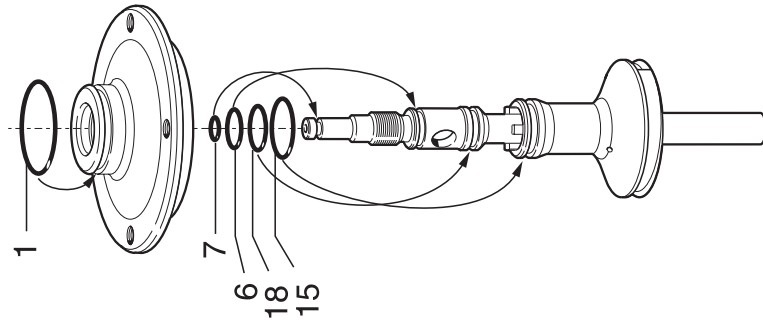
11 Interlocking switch

Ref	Part No	Description	Machine unit number or Subassembly description 559889-				Notes
			-02	Quantity			
1	559882 02	Support plate	1				
2	551337 01	Limit switch	1				
3	221121 15	Screw	2				
4	223101 41	Washer	2				
5	221803 20	Nut	2				
6	221711 17	Screw	2				



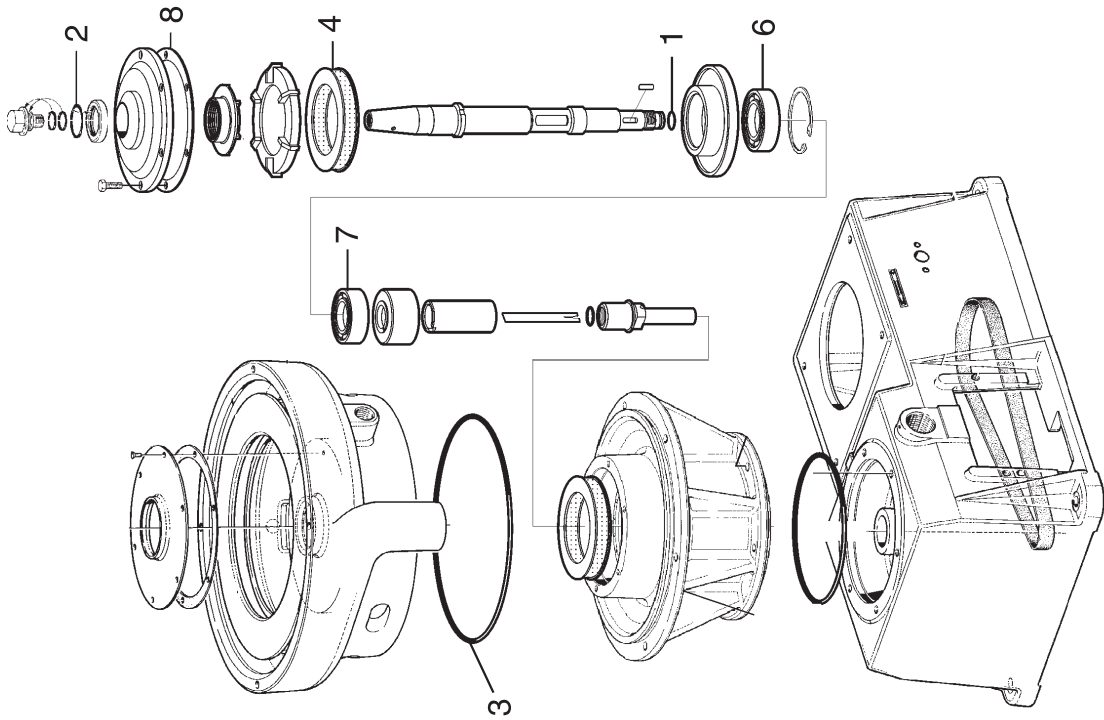
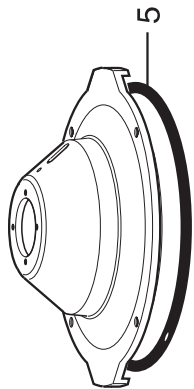
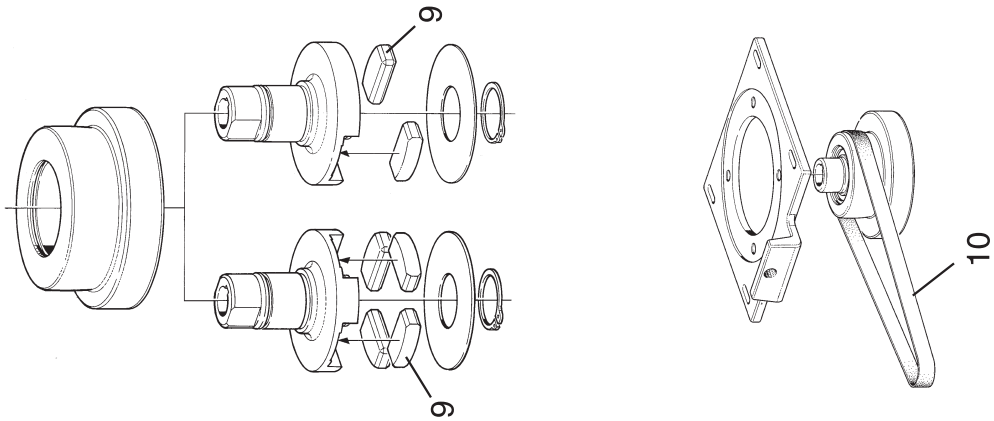
12 Intermediate service kit

Ref	Part No	Description	Machine unit number or Subassembly description 546669-			Notes
			-10	Quantity		
1	223406 29	O-ring	1			Support/ Connecting housing
2	545800 01	Rectangular ring	1			Distributing ring upper
3	545800 02	Rectangular ring	1			Distributing ring lower
4	545800 03	Rectangular ring	1			Operating slide
5	543446 03	Rectangular ring	1			Sliding bowl bottom/ Bowl body
6	223404 20	O-ring	1			Inlet pipe/ Connecting housing
7	223404 10	O-ring	1			Inlet pipe/ Safety device
8	223406 14	O-ring	2			Leader cone/ Top disc
9	260104 91	O-ring	2			Distributing ring upper
10	73632	O-ring	1			Distributing ring upper
11	223404 82	O-ring	2			Cap nut
12	68011	O-ring	1			Distributing ring lower
13	223406 35	O-ring	1			Distributing ring lower
14	223406 22	O-ring	1			Bowl hood/ Paring disc chamber
15	74067	O-ring	1			Paring disc/ Support
16	545871 01	Valve plug	3			Operating slide
17	541691 02	Seal ring	1			Bowl hood
18	223404 22	O-ring	1			Inlet pipe/ Connecting housing
19	537086 03	Molybdenum disulfide past	1			
20	539474 03	Silicone grease	1			
21	535586 80	Anti-friction coating	1			
99	573398	Exploded view	1			



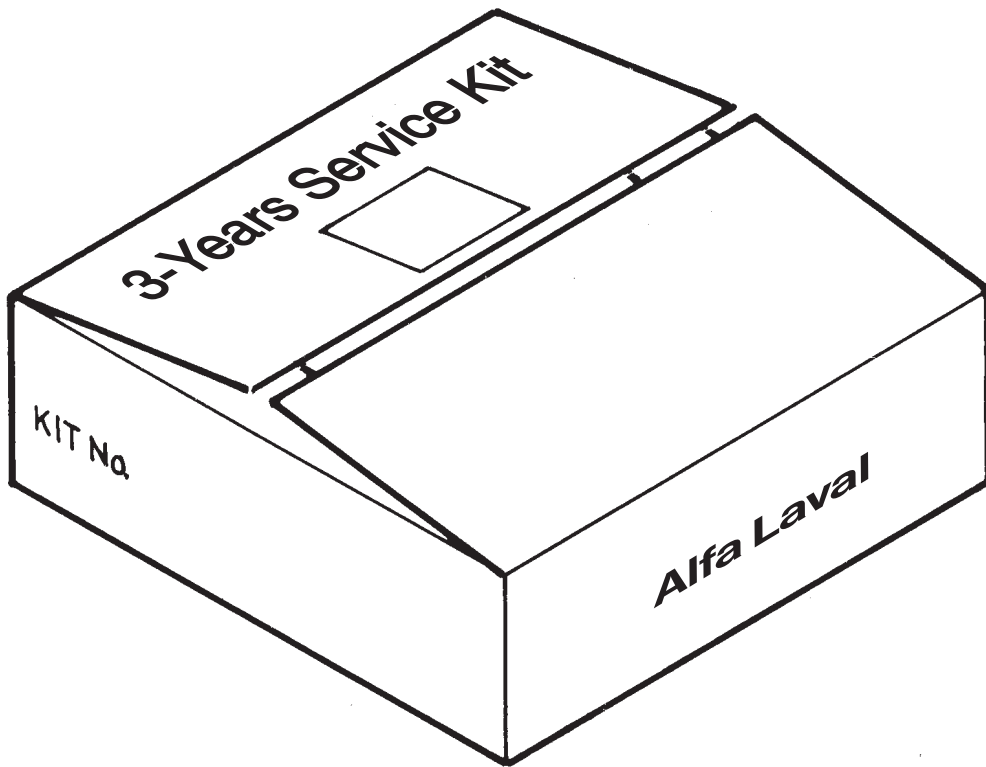
13 Major service kit

Ref	Part No	Description	Machine unit number or Subassembly description		Notes
			546670- -07 -08		
			Quantity		
			↓	↓	
1	223403 16	50 Hz O-ring	1	1	Pump sleeve/ Belt pulley
2	223406 29	60 Hz O-ring	1	1	Deflector ring/ Bowl spindle
3	223412 49	O-ring	1	1	Frame intermediate part
4	543619 80	Rubber buffer	2	2	Frame intermediate part/ Buffer holder
5	223412 54	O-ring	1	1	Frame top part/ Frame hood
6	548051 05	Ball bearing	1	1	Bowl spindle/ Ball bearing holder
7	37535	Ball bearing	1	1	Frame intermediate part/ Bowl spindle
8	543612 01	Gasket	1	1	Top bearing cover
9	544060 01	Friction element	4	2	Friction coupling
10	260169 22	Flat belt	1		
10	260169 23	Flat belt		1	
11	544465 02	Locking liquid	1	1	
99	573400	Exploded view	1	1	



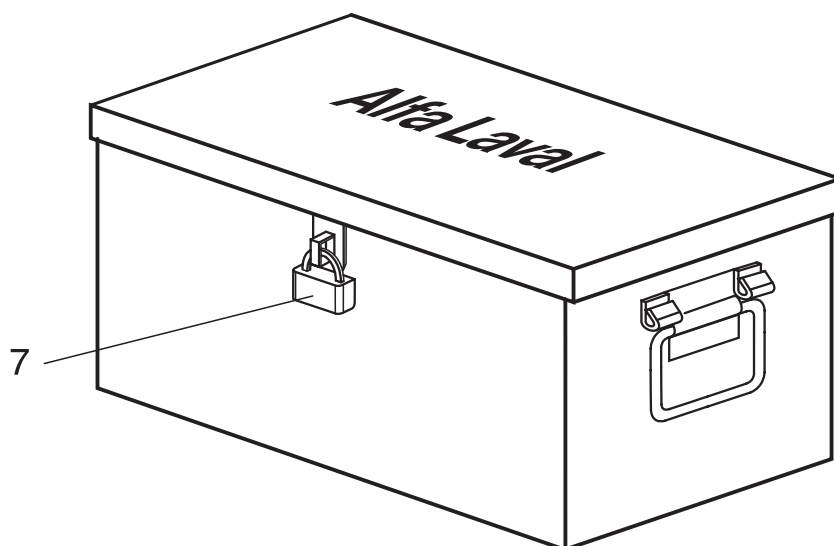
14 3-years service kit

Ref	Part No	Description	Machine unit number or Subassembly description			Notes
			555613-			
			-02	Quantity		
1	233211 66	Ball bearing	2			Friction coupling
2	545892 01	Frame foot	4			Frame bottom part
3	223107 35	Spring washer	4			Frame foot
4	73547	Seal ring	1			Frame intermediate part
5	223412 38	O-ring	1			Frame intermediate part
6	70915	Spring washer	1			Friction coupling
7	543662 02	Gasket	1			Screen/ Frame intermediate part
8	260244 01	Screw	6			Screen/ Frame intermediate part
9	545818 01	Round wire retaining ring	1			Oil filling device
10	223406 27	O-ring	2			Oil filling device
11	542392 02	Seal ring	1			Oil filling device



15 Tool box

Ref	Part No	Description	Machine unit number or Subassembly description 558533- -81	Notes
7	558533 10	Padlock	Quantity 1	



16 Cross reference list

Part No.	Page	Ref.	Part No.	Page	Ref.	Part No.	Page	Ref.
1270001	32	7	223107 06	22	6	260169 23	28	10
1270020 01	32	3A	223107 06	28	5	260169 23	44	10
1270020 02	32	3B	223107 34	36	6	260244 01	46	8
1270020 03	32	3C	223107 35	36	3	260244 01	12	35
1270020 04	32	3D	223107 35	46	3	27345	38	3A
1270020 05	32	3E	223107 35	12	3	32652	16	2
1270020 06	32	3F	223403 16	12	15	37535	12	12
1270020 07	32	3G	223403 16	44	1	37535	44	7
1270020 08	32	3H	223404 10	20	15	41456	28	8
1270020 09	32	3I	223404 10	42	7	526337 06	12	44
1270020 10	32	3J	223404 20	20	13	526378 19	38	12
1270020 11	32	3K	223404 20	42	6	527355 03	38	10
1270020 12	32	3L	223404 22	20	14	527380 06	38	15
1270020 13	32	3M	223404 22	42	18	527380 07	38	11
1270020 14	32	3N	223404 82	42	11	527380 08	38	13
1270020 15	32	3O	223404 82	12	36	530307 01	36	4
1270020 16	32	3P	223406 14	42	8	535586 80	42	21
1270020 17	32	3Q	223406 14	18	25	536469 80	36	1
1270020 18	32	3R	223406 22	42	14	536470 01	36	1A
1270020 19	32	3S	223406 22	18	23	536471 01	36	1B
1270320	32	3	223406 27	46	10	537086 03	42	19
221035 02	12	25	223406 27	14	2	539474 03	42	20
221035 06	20	10	223406 27	14	3	541691 02	42	17
221035 06	20	19	223406 29	20	11	541691 02	18	21
221035 60	38	3B	223406 29	42	1	542392 02	46	11
221035 60	38	5	223406 29	44	2	542392 02	14	5
221040 04	38	8A	223406 29	12	27	542986 04	24	3
221040 05	20	6	223406 35	42	13	542986 04	30	3
221040 05	22	8	223406 35	18	2	543446 03	42	5
221040 05	28	6	223412 38	46	5	543446 03	18	13
221040 05	28	9	223412 38	12	5	543590 07	18	15B
221040 05	12	32	223412 49	44	3	543609 02	12	19
221040 05	12	43	223412 49	12	29	543612 01	12	23
221040 05	12	8	223412 54	20	3	543612 01	44	8
221040 41	12	39	223412 54	44	5	543613 02	12	24
221040 56	22	5	223610 07	12	14	543619 80	44	4
221045 06	22	11	223641 17	24	6	543619 80	12	9
221045 29	12	4	223641 17	30	6	543645 01	12	34
221121 15	40	3	223642 34	24	4	543662 02	46	7
221135 11	36	1C	223642 34	30	4	543662 02	12	33
221711 13	36	5	223642 36	12	20	543669 02	22	4
221711 17	40	6	226314 11	26	2	543669 02	28	4
221716 01	36	1E	233211 66	24	2	543857 01	24	8
221726 01	36	2	233211 66	30	2	543857 01	30	8
221803 20	40	5	233211 66	46	1	543858 02	24	1
222111 95	18	12A	260104 91	42	9	543858 02	30	1
222119 51	26	5	260104 91	18	9	543858 04	24	1
222137 10	16	5	260169 22	22	10	543953 05	12	45
222210 21	16	6	260169 22	44	10	544024 01	14	4
223101 41	40	4	260169 23	22	10	544058 03	24	5

Part No.	Page	Ref.	Part No.	Page	Ref.	Part No.	Page	Ref.
544058 04	30	5	545892 01	46	2	561104 83	18	12
544060 01	24	7	546057 02	12	37	561261 02	20	4
544060 01	30	7	546157 80	20	7	561271 80	20	17
544060 01	44	9	546222 01	38	3C	561272 81	20	1
544203 02	12	22	546293 80	38	3	561297 02	20	12
544337 02	12	26	546562 01	26	4	561307 01	20	8
544391 01	18	22	546915 03	24	5	561624 80	38	16
544392 01	18	14	547251 02	28	1	561628 80	38	17
544465 02	44	11	547260 01	28	2	562596 01	20	21
544555 01	38	7	548010 03	12	1	565393 01	12	46
544575 82	22	3	548012 02	12	6	566279 01	12	30
544575 83	22	3	548046 80	12	41	567616 01	16	7
544575 84	28	3	548047 80	16	1	573398	42	99
544924 01	18	20	548049 02	16	3	573400	44	99
545597 01	12	17	548051 05	12	11	575193 80	18	16
545601 80	12	13	548051 05	44	6	575193 80	18	18
545620 02	12	21	548152 03	20	5	575193 80	18	19
545654 02	18	8	548152 03	22	9	575365 80	18	17
545655 02	18	5	548152 03	12	31	588071	38	99
545657 81	18	15	548152 03	12	42	589035 01	38	14
545683 01	18	15A	548152 03	12	7	68011	42	12
545783 02	22	1	548152 04	20	22	68011	18	3
545797 02	18	24	548152 04	22	12	70560	20	18
545800 01	42	2	548806 80	38	4	70915	36	1D
545800 01	18	10	551337 01	40	2	70915	46	6
545800 02	42	3	552766 08	20	20	73547	46	4
545800 02	18	4	553159 02	16	4	73547	12	28
545800 03	42	4	553171 01	32	6	73632	42	10
545800 03	18	6	553272 01	32	6	73632	18	11
545817 01	14	1	554214 02	32	8	74067	20	2
545818 01	46	9	558533 10	48	7	74067	42	15
545818 01	14	6	559266 01	20	16			
545819 01	14	7	559882 02	40	1			
545831 80	12	40	560757 01	12	10			
545832 01	14	8	560763 01	12	16			
545837 02	38	9	560767 80	12	18			
545840 80	38	1	560915 02	34				
545841 80	38	2	560916 01	18	26			
545844 81	38	6	560916 02	18	27			
545848 01	26	1	560916 03	18	28			
545848 02	26	1	560916 04	18	29			
545853 01	26	3	560916 05	18	30			
545853 02	26	3	560916 06	18	31			
545856 80	22	7	560916 07	18	32			
545856 81	28	7	560916 08	18	34			
545867 80	38	8	560985 80	12	38			
545869 01	18	1A	561000 02	18	33			
545871 01	42	16	561013 02	20	9			
545871 01	18	7	561072 81	18	1			
545892 01	12	2	561104 81	18	12			